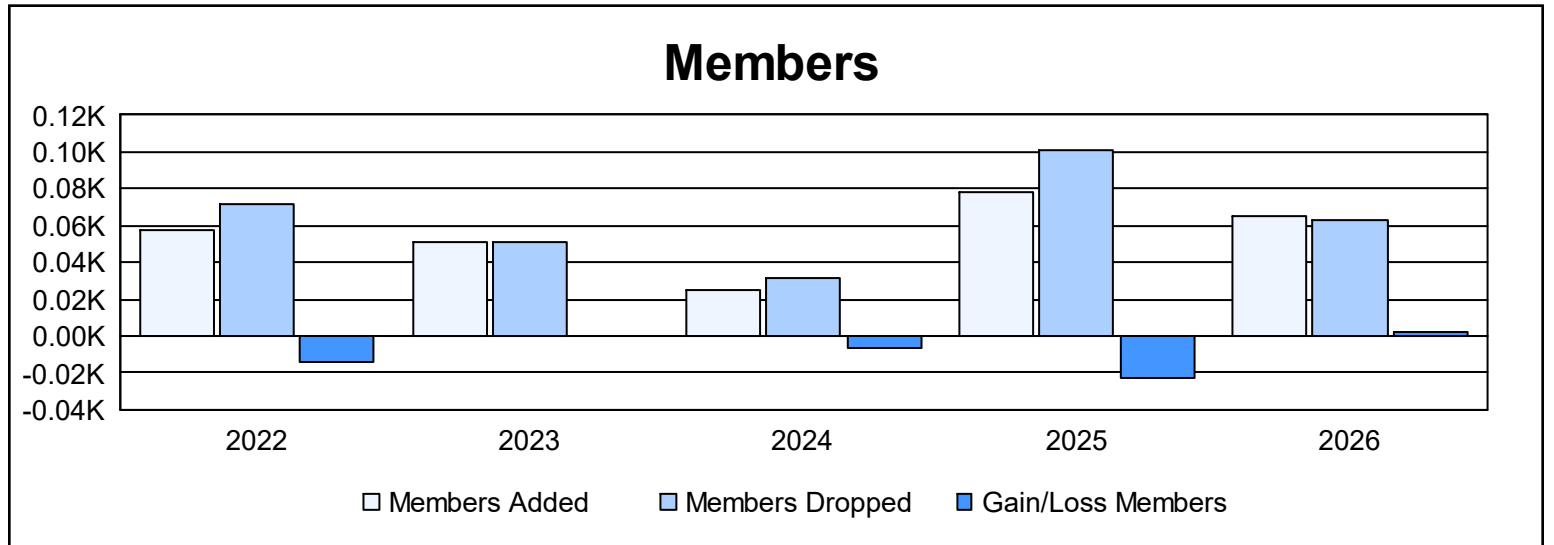
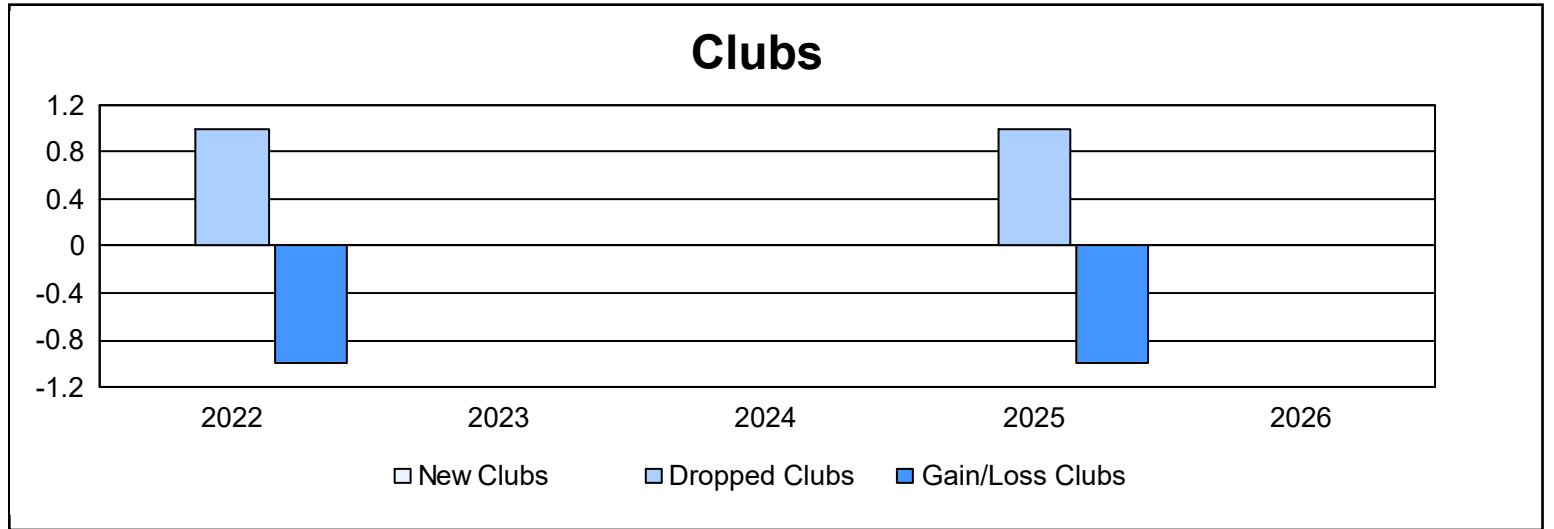
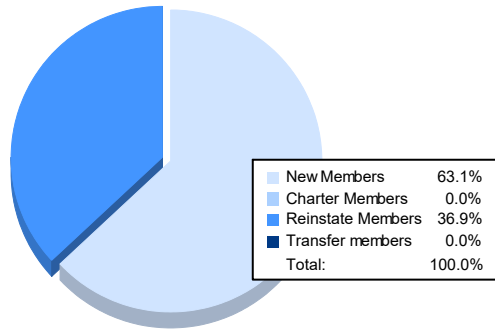


Year	New Clubs	Dropped Clubs	Gain/ Loss Clubs	New Members	Charter Members	Reinstate Members	Transfer Members	Total Member Added	Total Members Dropped	Gain/ Loss Members
2021-2022	0	1	-1	49	0	5	4	58	72	-14
2022-2023	0	0	0	49	0	2	0	51	51	0
2023-2024	0	0	0	25	0	0	0	25	31	-6
2024-2025	0	1	-1	31	0	45	2	78	101	-23
2025-2026	0	0	0	41	0	24	0	65	63	2
<b>Average</b>	<b>0</b>	<b>0</b>	<b>0</b>	<b>39</b>	<b>0</b>	<b>15</b>	<b>1</b>	<b>55</b>	<b>64</b>	<b>-8</b>



### Membership Composition April 2026 Cumulative



### Gender Composition April 2026 Cumulative

